

# Early Literacy At Home

Spring has Sprung!

March 2021

Dear Families,

Spring is almost here - right? We hope you've been staying warm and getting outside. This month's kit has some festive spring counting activities and a spring pattern project! We also have a fun fresh fruit "pizza" recipe to try at home!

With the weather growing warmer and the snow disappearing, it is becoming easier to visit the park, go for a walk, and maybe visit the library! We are open for browsing; families can wander the children's room looking for books as you like - just wear your mask!

If you'd prefer, we can pick out some books for you. Give us a call at 860-267-6621, and we can prepare a bundle of books at a reading level or topic of your choice. Some fun kits we've put together lately include rainforests, fire trucks, and a personal favorite, spooky stories for preschoolers! Books can be picked up in person or at our curbside rack.

Happy spring!

Nicole & April  
Children's Department



**EAST HAMPTON**  
PUBLIC LIBRARY

[www.EastHamptonPublicLibrary.org](http://www.EastHamptonPublicLibrary.org)

# MARCH 2021

## Daily literacy-building activities to share with your child.



SUNDAY



MONDAY

### 1 WRITING

Using masking tape, write your child's name in large letters on the floor. Trace each letter by walking on it or pushing a toy car or train around the letter.

TUESDAY

### 2 PLAYING

Place a pillow on the floor. Sit on it and pretend you are in an airplane in the sky. What do you see? Clouds, birds, buildings way below?

WEDNESDAY

### 3 TALKING

Talk about words that begin with "m," like March, Mom, Milk



THURSDAY

### 4 SINGING

Sing about what you are doing.

*This is how we brush our teeth, this is how we eat breakfast, etc.*

FRIDAY

### 5 COUNTING

Have your child help measure ingredients for a recipe by measuring and counting the number of cups or spoonfuls.

SATURDAY

### 6 READING

As you read, point out a picture on the page and expand on it.

*That's a tree. Trees have branches and leaves. Birds sometimes build nests in them.*

### 7 WRITING

Pick a letter of the alphabet and practice tracing it.



### 8 PLAYING

Play "I Spy" with rhyming words.

*"I spy with my little eye something that rhymes with fly. What is it? Yes, the sky!"*



### 9 TALKING

Talk about what you are making for dinner. Name the different foods you will use.

### 10 SINGING

Sing "Five Little Froggies." (Words are on the back. ➡)

### 11 COUNTING

Count blocks as your child stacks them. How many blocks before it topples over?

### 12 READING

Look at wordless picture books together. Ask your child to help tell the story.



### 13 WRITING

Make shapes in a tray of rice. Triangle, square, circle. Practice tracing your child's name.

### 14 PLAYING

Line up chairs and pretend to drive a city bus. Take turns driving and being the passenger. Call out the stops!

### 15 TALKING

Use a block to pretend to talk on the phone. Hand the block to your child and say, "They want to talk to you."

### 16 SINGING

Sing "Old MacDonald Had a Farm" after you read a book about farm animals. (Words are on the back. ➡)

### 17 COUNTING

Use masking tape to measure yourself and your child on a wall. Compare the sizes. Who is taller? Who is shorter?

### 18 READING

Help your child notice words as you go through your everyday routine.

*Point out street signs, words on food cartons, signs on shops, billboards, and more.*

### 19 WRITING

Invite your child to write an email or text message to a friend or relative.

*Ask him or her to tell you what to say. Show how you pick out the letters on the keyboard.*

### 20 PLAYING

Pretend to be birds. Flap your wings and whistle, sing, and tweet. Talk about your favorite birds.

### 21 TALKING

Expand on comments your child makes.

*"That is an airplane." / "Where do you think it is going?" / "The tree is green." / "What else is green?"*

### 22 SINGING

Have a music parade. Play pretend instruments while you march around the house.



### 23 COUNTING

Collect a variety of pebbles and rocks. Write numerals on each. Help your child put them in order.

### 24 READING

Share what you are reading with your child. Read aloud a portion of a magazine, book, or newspaper that you are reading.

### 25 WRITING

Write a shopping list together. Take it to the store as you shop and show how the words on the list relate to what you purchase.

### 26 PLAYING

Play a guessing game.

*We are going to a place that begins with P, where do you think we are going? Yes, the Park!*

### 27 TALKING

Point out the shapes of different objects, talk about how they are alike and different.

### 28 SINGING

Sing and dance "The Hokey-Pokey." (Words and instructions are on the back. ➡)

### 29 COUNTING

Create a to-do list for the day. Have your child check off each activity as it is completed.



### 30 READING

Show your child a selection of books. Ask which they would prefer to read first.

### 31 WRITING

Label your child's belongings with their name. Let them also label a few items (like the crayon box or a pad of drawing paper).



## Playing to learn new words.

Play is one of the best ways for children to learn language and literacy skills. Play helps children feel a sense of accomplishment and self-confidence. This motivates them to try new experiences and not to give up when something seems difficult. Also, it's fun!

### FIVE LITTLE FROGGIES

Five little froggies sat on a shore.

*(Crouch like a frog)*

One went for a swim, then there were four.

*(Pretend to leap and swim off)*

Four little froggies

*(Crouch like a frog)*

Looked out to sea.

*(Put your hand at brow and look out to sea)*

One went swimming, and then there were three.

*(Pretend to leap and swim off)*

Three little froggies said, "What can we do?"

One jumped in the water, then there were two.

*(Pretend to leap and swim off)*

Two little froggies sat in the sun.


*(Crouch like a frog)*

One swam off, and then there was one.

*(Pretend to leap and swim off)*

One little froggie said "This is no fun!"

He dived in the water, and then there were none!



### OLD MACDONALD HAD A FARM

Old MacDonald had a farm

E-I-E-I-O

And on that farm he had a [animal name]

E-I-E-I-O

With a [animal noise twice] here and a

[animal noise twice] there

Here a [animal noise], there a [animal noise],

everywhere a [animal noise twice]

Old MacDonald had a farm

E-I-E-I-O

### THE HOKEY POKEY

You put your right foot in

You take your right foot out.

You put your right foot in

And you shake it all about.

You do the hokey pokey

And you turn yourself around.

That's what it's all about.

REPEAT WITH "LEFT FOOT," "RIGHT HAND," "LEFT HAND,"  
AND "WHOLE SELF"!

# Books to Read this Month

Check out these books at the library. If they are not available, ask the librarian for a recommendation.

## FOR READERS AGES 0-3

**Higher, Higher**

*by Leslie Patricelli*

**Making Faces—A First Book of Emotions**

*by Abrams Appleseed*

## FOR READERS AGES 3+

**Mae Among the Stars**

*by Roda Ahmed*

**Hooray for Birds**

*by Lucy Cousins*



# APRIL 2021

## Daily literacy-building activities to share with your child.



SUNDAY

MONDAY


TUESDAY

WEDNESDAY

THURSDAY

FRIDAY

SATURDAY



### 4 SINGING

Sing a song in a high voice; sing it in a low voice. Sing it slow; sing it fast.

### 5 COUNTING

Find two items that are similar but different sizes. Talk about big and little.

### 6 READING

Visit the library (in-person or online) and check out books about Spring.



### 7 WRITING

Help your child experiment with writing using pencils, crayons, markers, and chalk on different types of paper and cardboard.

### 1 WRITING

Write your child a small note. Leave it where they will find it. Read it to them with excitement and expression.

### 2 PLAYING

Play a questioning game. Ask your child, "Where are your toes?"; "Where is your nose?"; "Where are your ears?"

### 3 TALKING

Talk about Spring and how it is one of the four seasons. What will happen in Spring? What comes after Spring?

### 11 COUNTING

Cut a piece of toast in half. Say, "Now we have two pieces the same size."

### 12 READING

Teach letter sounds by playing "I Spy." "I spy with my little eye something that begins with S. Yes! A shoe!"

### 13 WRITING

Cut a letter of the alphabet out of cardboard. Put the letter under a piece of paper. Have your child color over the letter and watch the letter beneath appear.

### 14 PLAYING

Play the letter day game. Find things all day that start with the first letter of your child's first name.



### 15 TALKING

Use new describing words today. Say "enormous" instead of "big." "Wonderful" instead of "great."

### 16 SINGING

Sing "Row, Row, Row Your Boat" during bath time.



### 17 COUNTING

Count to 5 as you spin in a circle five times. Count 5 hops. Count five small steps. Count five big steps.

### 18 READING

Get caught reading a book. Show your child reading is important to you too.

### 19 WRITING

Make a dot painting with cotton swabs to help develop fine motor skills.



### 20 PLAYING

Cut out large shapes—a square, a rectangle, a triangle, a circle. Place them on the floor. Take turns telling which shapes to step on.

### 21 TALKING

Choose a word of the day. Write the word down together. Use the word several times during the course of the day.

### 22 SINGING

Make up a song about something that is familiar or interesting to your child.

### 23 COUNTING

Place several objects on a table. Ask which is largest, which is heaviest, which is smallest.

### 24 READING

Write a few letters down on different pieces of paper. Place them around the room. Help your child find them.

### 25 WRITING

Create a writing box together. Include paper and crayons. Decorate the outside and leave it within easy reach of your child.

### 26 PLAYING

Make a tent with sheets and furniture. Pretend you are camping. What do you see? What do you hear?

### 27 TALKING

Say a favorite rhyme but leave off the last word. Have your child finish the sentence.



### 28 SINGING

Sing "I Hear Thunder." (Words are on the back. ➡)

### 29 COUNTING

Sort blocks by color. Count how many there are of each color.



### 30 READING

Ask interactive questions while reading together. Where is the dog? Where is the cat?



## Talking is one of the best ways for children to learn new words.

Speak to your child often during the day and try to use many different words to express your ideas. Children love to imitate, and they will try to imitate your speech. Chances to chat include while you are getting dressed in the morning, eating breakfast, riding in the car, walking from the car to a store, playing together, doing chores, taking a bath, going to bed, and while saying goodnight. Ask lots of open-ended questions, those that require more than a yes or no answer.



### RAIN, RAIN, GO AWAY

Rain, Rain,  
Go away;  
Come again,  
Another day;  
Little [child's name] wants to play

### I HEAR THUNDER

*Sing to the tune "Frère Jacques"*

I hear thunder, I hear thunder.  
*(Pound hands gently on floor or lap)*

Listen, don't you? Listen, don't you?  
*(Cup hand to ear)*

Pitter, patter raindrops; pitter, patter raindrops;  
*(Wiggle fingers in falling motion in front of face)*

I'm wet through,  
*(Shake body)*

So are you!  
*(Tickle your child)*



# Books to Read this Month

Check out these books at the library. If they are not available, ask the librarian for a recommendation.

## FOR READERS AGES 0-3

### Weather

*by Jill McDonald*

### Dream Big, Little One

*by Vashti Harrison*

## FOR READERS AGES 3+

### Cat & Mouse

*by Britta Teckentrup*

### Bear Came Along

*by Richard T. Morris*







# Early Literacy At Home

March: Spring is here!



## Fresh Fruit "Pizza" crackers!

Spring has sprung, so it is time for some fresh fruity snacks! You will need adult hands for this tasty treat!

### Ingredients

- Wasa Crispbreads  
(or your favorite whole-grain cracker)
- 1/2 cup Cream Cheese
- 3 Tbsp Honey
- Strawberries, Blueberries, Kiwi, and Raspberries (or any other fresh fruit you like!)

### Instructions

1. Mix the honey and cream cheese.
2. Spread an even amount onto each cracker.
3. Chop the fruit into small pieces and top the crackers.
4. Enjoy!



### Spring Song

(to the tune of *The Farmer in the Dell*)

The sun is shining bright.  
The sun is shining bright.  
Oh how I love the warmth.  
The sun is shining bright!

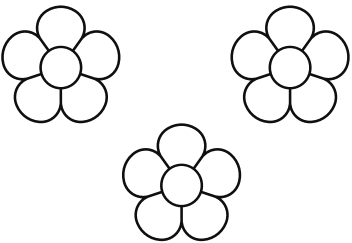
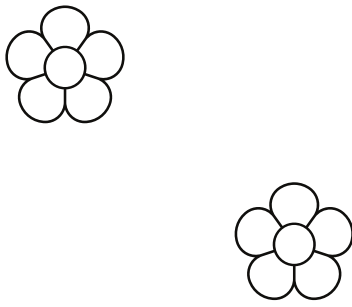
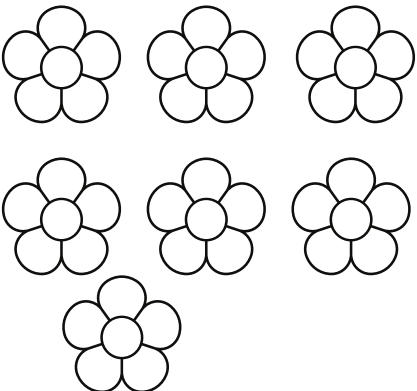
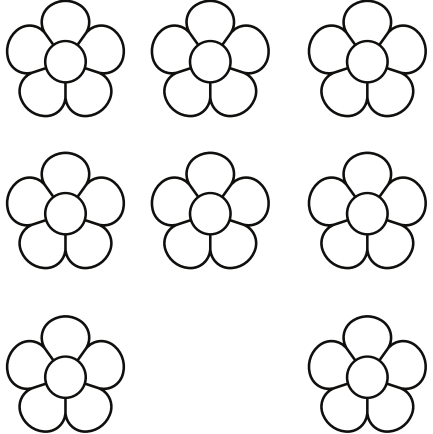
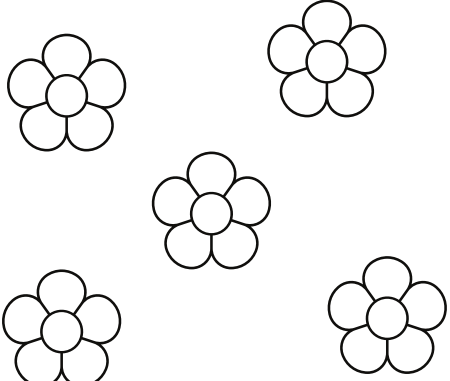
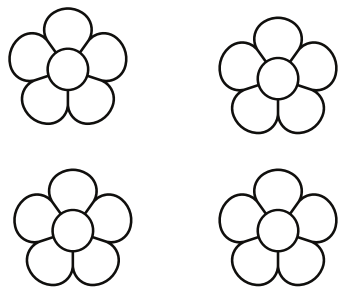
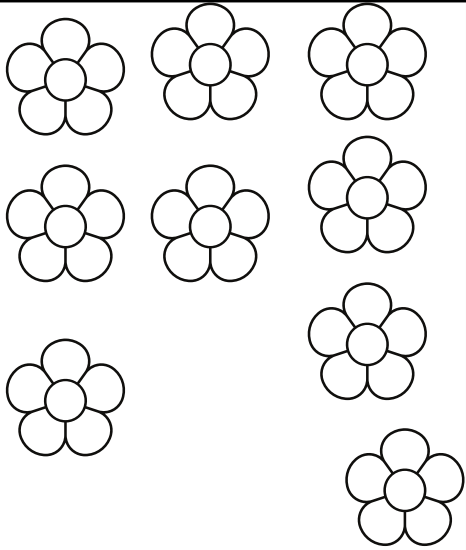
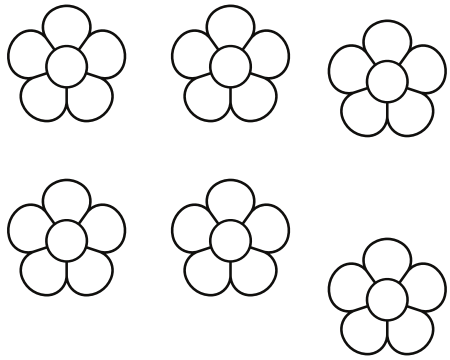

The rain is falling down.  
The rain is falling down.  
Oh how I love the sound.  
The rain is falling down!

The flowers start to bloom.  
The flowers start to bloom.  
Oh how I love the sight.  
The flowers start to bloom!



# How Many Flowers?

Count the pictures, and write the number!

 _____	 _____	 _____
 _____	 _____	 _____
 _____	 _____	 _____

# Finish the Pattern!

Cut the pictures on the bottom, and glue them in the pattern they belong to!

